



- ❖ **Wednesday, August 18th-** Half Day - Cool Tool
- ❖ **Thursday, August 19th-** Late Start Schedule-  
Classes to review expectations/procedures and  
work on housekeeping items (lockers)
- ❖ **Friday, August 20th-** Regular Schedule

**Let's Have a Great Year!!!**

Welcome to Oak Lawn Hometown Middle School



Get Ready for a Wonderful School Year!

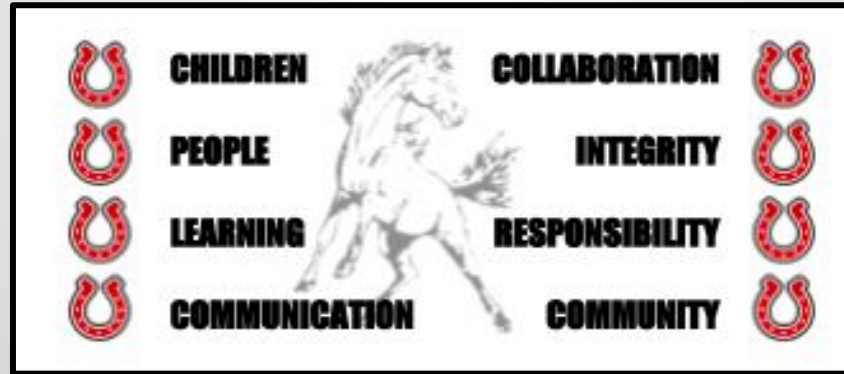


# Oak Lawn-Hometown Middle School



**A dynamic and supportive environment that ignites lifelong learners who embrace diversity and contribute positively to our community and global society.**

**Preparing today's learner for tomorrow's world**



***Create a Dream - Make it a Reality!***





**WHAT MAKES  
OLHMS AWESOME?**

In Our School, YOU MATTER!

In this Classroom, YOU  
MATTER!

You MATTER! to ME!!

You MATTER! To US!!

**At OLHMS, EVERYONE is a *Mustang*!**



# ***Our Mustang Musts***

***Be Respectful***

***Be Responsible***

***Be Safe***



Mustang Musts are the expectations of every member of our OLHMS community!

## **WHY???**

- Why should we show respect at school?
- Why should we be responsible at school?
- Why do we need to be safe at school?



Let's go  
over some  
of our daily  
**OLHMS**  
expectations.




# ✨ ✨ ✨ New Information ✨ ✨ ✨

- ❖ Temperature Checks
- ❖ Must Wear Masks
- ❖ Lockers and Locker Stops
- ❖ Lunch in the Cafetorium
- ❖ Class Rotations
- ❖ Sanitizing Hands
- ❖ Staggering Dismissal Times
- ❖ Required to Stay Home When Showing Symptoms



# PLEASE WEAR



How does a mask actually work?

[How Masks Work](#) - video

How should a mask be worn?

How should a mask be cared for?

[Mask wearing/caring](#) - video

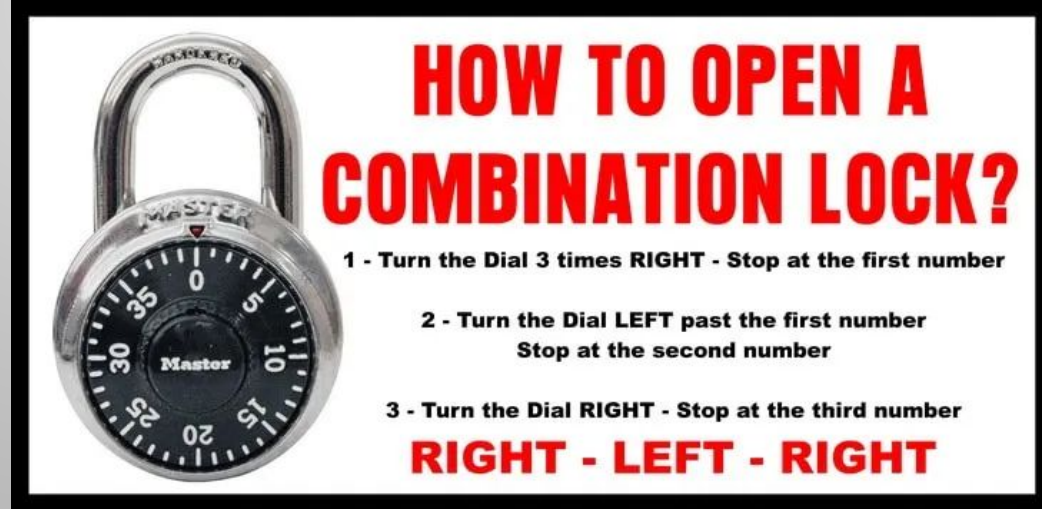
# A MASK

# How Do I Open My Locker?

Check out this [video clip](#) as a reminder of how to open a combination lock.

Remember to write down your combination and keep it in a private place outside of your locker.

Your CELL PHONE and other Personal Electronics are to be turned off kept in your lockers upon arrival.



# Lanyards & IDs



- ❖ You must wear your lanyard with ID every day.
- ❖ Your lanyard and ID should remain at school at the end of the day.
- ❖ If you lose your lanyard or ID, you will need to pay money to get another one.
  - Tell your Advisory teacher if you need a replacement.
- ❖ If you forget your ID, you will be given an **WHITE** sticker to wear on the left hand side of your shirt and another ID will be ordered for you during your advisory.
- ❖ New ID's that were ordered in the morning will be delivered at lunchtime.

# Chromebooks



- Extremely important that students charge their devices at home; it is their responsibility and homework to charge it every night in a SAFE location (not on the floor, in the bed, etc.) We do not have the luxury of providing extra chargers
- No eating or drinking when using the device
- The case is designed such that ONLY the chromebook goes in the case; no cramming of books, folders, papers-this puts too much weight on the case and causes the zippers, straps and handles to tear.
- 6th graders will use the same case during their 3-year career at OLHMS and are responsible for it; replacement for damages costs \$30
- Cases must be carried with the straps over the shoulder or cross-body, NOT in bookbags or backpacks.
- Don't leave your chromebook in a hot or cold car; this can damage the motherboard
- These devices are for educational use ONLY!!!
- Keep your information and passwords private!



\*You may bring a reusable water bottle to school and fill it up at the filling stations. However, please make sure your name is clearly labeled on the bottle.







# Lunch Procedures 🍪 🍏 🍔 🍕

- Lunches will be eaten in the cafetorium.
- Seating will be by Advisory.
- Masks can be off while eating but must go back on when you are finished.
- If bringing lunch from home, be sure it's in a leakproof container. **No carbonated drinks.**
- If you are ordering a school lunch, you must let your Advisory Teacher know **BEFORE 9:00 a.m. each day.**
- At lunchtime, to get your school lunch, you will form a line in the hallway outside the cafetorium and walk through.
  - "Please and Thank You" is always appreciated :)
- When finished eating, put your mask back on, clean your space and throw away trash.
- Lunchtime is a good time to take a bathroom break, with your teacher's permission.
- At the end of lunch, you will listen for directions for dismissal.
  - You will take everything with you when you leave for your next class.



*Due to safety concerns, Please don't waste your money on that expensive morning drink/frappuccino - it will sadly be disposed of as you enter the building!*



# Bus Expectations for OLHMS



- Your bus ride to and from school are an extension of the school day! All school policies, procedures, and expectations apply.
- Social distancing will be practiced on the bus.
- Students will be expected to be seated in the order the bus boards, starting at the back.
- Your temperature will be checked upon arrival to school.

# Bus Guidelines for a safe ride

- Be on time
- Masks on and one student per seat
- **Only** ride on your assigned bus
- Face forward
- Keep aisles free
- Enter/Exit building through BUS doors
- Keep all your parts inside the bus
- Avoid distracting behavior



**Why??? You asked WHY??**

Because your safety is the most important thing to us! That's why!!

# What to do if I miss the bus?

-Wait for 10 minutes past the scheduled pick-up time because the bus might be late. After 10 minutes, **walk** home or to the **closest feeder school**.

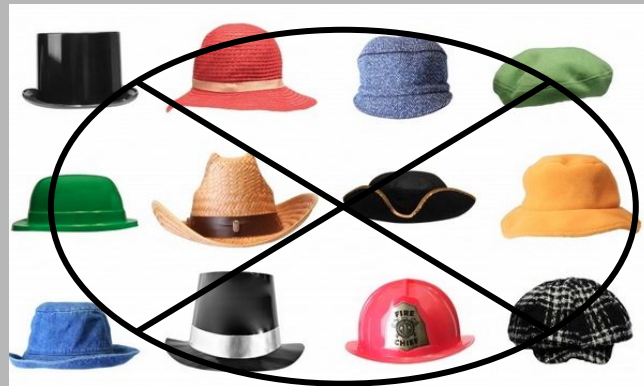

-**Contact** OLHMS so we can make arrangements to get you.....

-We can't get you if we don't know where you are.

- This is a safety issue.. Please
- Wait... Walk...Contact OLHMS.




# What **Not** to Wear to School



Handbook page:11

# What to wear/use at school



Label  
with  
your  
name!





- Make sure you and your parents review the family handbook **together**.
- Become familiar with OLHMS **expectations** and **your responsibilities**.
- All expectations are designed and implemented for everyone's safety!!!



**OAK LAWN-HOMETOWN**

School District 123

**2019-2020**

**Family Handbook**



# Universal OLHMS Hand Signal

## **The High Five (hand raises in the air)**

This signal will be used when any staff member or administrator needs to get the attention of the entire group. This means students place eyes on speaker, talking stops, and listen for directions.



- 







# Ice Breaker

"Breaking the ice" really means "coming together!"

# Ice Breaker Ideas:

**Would You Rather:** Have the students show a thumbs up or thumbs down to choose their “would you rather.” Or, they could walk to one side of the room or the other to get them up and moving.

Need ideas, [check out this list](#).

## **Birthday Lineup.**

Call out any month of the year and have all students born in that month come up to the front of the room. It is up to the students to decide who stands first, second, etc., so they are standing from the first day of the month to the last day of the month. Now call out another month (don't call the months in order), and have those students try to position themselves correctly by day and by where they should stand as an entire month. This is a great way to get kids working together and knowing each other. Once all of the kids have lined up, test them to see if they are correct.

## **Icebreaker Pictionary.**

Have the students draw pictures about what they like to do, what their favorite foods are, and what is their favorite subject in school. Have each student come up and show their pictures to the class. See if the students can guess what each student drew that tells a little bit about themselves. For instance, if a student draws a yellow M, can anyone guess that she likes McDonalds?

# When two strangers meet...



[Make A Friend](#)- Videoclip



Let's Talk ...

When the two  
strangers met ....

**What observations  
can you share  
from the video?**





**I noticed ...**

***I also saw....***

**When the two strangers met, they ...**

- ☐ got into the pit and said hello/exchanged names.
- ☐ exchanged smiles/shook hands.
- ☐ shared moments of being in a ball pit.
- ☐ noticed the large ball had a message and read it.
- ☐ shared answers.
- ☐ shared common experiences.
- ☐ listened and respected each other's answers.
- ☐ found things in common with one another.
- ☐ became more comfortable.
- ☐ shared more (bigger) smiles, laughter and hugs.
- ☐ took selfies.
- ☐ developed a connection!
- ☐ walked away feeling rewarded!



# **Now it's our turn ....**

## **Let's have a "ball pit" conversation!**

**Let's Share:**

**Let's find  
something  
we have in  
common.**

**What is  
something  
you really  
want to do?**

**Share an  
experience  
that is  
meaningful  
to you.**

**Who is  
someone you  
really  
admire?**

**What is  
something  
about you  
that you are  
really  
proud of?**

# In the end...



[video clip](#)